

National Institutional Ranking Framework

Ministry of Education

Government of India

Welcome to Data Capturing System: PHARMACY

Submitted Institute Data for NIRF'2023'

Institute Name: Sir C. R. Reddy College of Pharmaceutical Sciences [IR-P-I-1065]

Sanctioned (Approved) Intake

Academic Year	2021-22	2020-21	2019-20	2018-19	2017-18	2016-17
UG [4 Years Program(s)]	66	66	60	60	-	-
PG [2 Year Program(s)]	45	45	-	-	-	-
PG [6 Years Program(s)]	33	33	32	30	30	30

Total Actual Student Strength (Program(s) Offered by Your Institution)

(All programs of all years)	No. of Male Students	No. of Female Students	Total Students	Within State (Including male & female)	Outside State (Including male & female)	Outside Country (Including male & female)	Economically Backward (Including male & female)	Socially Challenged (SC+ST+OBC Including male & female)	No. of students receiving full tuition fee reimbursement from the State and Central Government	No. of students receiving full tuition fee reimbursement from Institution Funds	No. of students receiving full tuition fee reimbursement from the Private Bodies	No. of students who are not receiving full tuition fee reimbursement
UG [4 Years Program(s)]	79	168	247	247	0	0	203	44	149	0	0	98
PG [2 Year Program(s)]	10	34	44	44	0	0	33	11	0	0	0	44
PG [6 Year Program(s)]	33	154	187	187	0	0	148	39	92	0	0	95


Placement & Higher Studies

UG [4 Years Program(s)]: Placement & higher studies for previous 3 years

Academic Year	No. of first year students intake in the year	No. of first year students admitted in the year	Academic Year	No. of students admitted through Lateral entry	Academic Year	No. of students graduating in minimum stipulated time	No. of students placed	Median salary of placed graduates(Amount in Rs.)	No. of students selected for Higher Studies
2016-17	60	60	2017-18	0	2019-20	48	9	120000(ONE LAKH TWENTY THOUSAND)	16
2017-18	60	60	2018-19	2	2020-21	45	5	240000(TWO LAKH FORTY THOUSAND)	15
2018-19	60	60	2019-20	0	2021-22	55	22	216000(TWO LAKH SIXTEEN THOUSAND)	15

PG [2 Years Program(s)]: Placement & higher studies for previous 3 years

Academic Year	No. of first year students intake in the year	No. of first year students admitted in the year	Academic Year	No. of students graduating in minimum stipulated time	No. of students placed	Median salary of placed graduates(Amount in Rs.)	No. of students selected for Higher Studies
---------------	---	---	---------------	---	------------------------	--	---



Sir C.R.Reddy College of
Pharmaceutical Sciences
ELURU-534007

2018-19	45	32	2019-20	32	12	240000(TWO LAKH FORTY THOUSAND)	0
2019-20	45	32	2020-21	32	10	276000(TWO LAKH SEVENTY SIX THOUSAND)	0
2020-21	45	21	2021-22	21	15	240000(TWO LAKH FORTY THOUSAND)	0

PG [6 Years Program(s)]: Placement & higher studies for previous 3 years

Academic Year	No. of first year students intake in the year	No. of first year students admitted in the year	Academic Year	No. of students graduating in minimum stipulated time	No. of students placed	Median salary of placed graduates(Amount in Rs.)	No. of students selected for Higher Studies
2014-15	30	30	2019-20	30	29	216000(TWO LAKH SIXTEEN THOUSAND)	0
2015-16	30	30	2020-21	30	7	240000(TWO LAKH FORTY THOUSAND)	0
2016-17	30	30	2021-22	30	15	240000(TWO LAKH FORTY THOUSAND)	2

Ph.D Student Details

Ph.D (Student pursuing doctoral program till 2021-22 Students admitted in the academic year 2022-23 should not be entered here.)			
		Total Students	
Full Time		0	
Part Time		0	
No. of Ph.D students graduated (including Integrated Ph.D)			
	2021-22	2020-21	2019-20
Full Time		0	0
Part Time		0	0

Financial Resources: Utilised Amount for the Capital expenditure for previous 3 years

Academic Year	2021-22	2020-21	2019-20
	Utilised Amount	Utilised Amount	Utilised Amount
Annual Capital Expenditure on Academic Activities and Resources (excluding expenditure on buildings)			
Library	127050 (One lakh twenty seven thousand and fifty)	1709 (ONE THOUSAND SEVEN HUNDRED AND NINE)	51200 (FIFTY ONE THOUSAND TWO HUNDRED)
New Equipment for Laboratories	10000 (TEN THOUSAND)	13289 (THIRTEEN THOUSAND TWO HUNDRED AND EIGHTY NINE)	489210 (FOUR LAKH EIGHTY NINE THOUSAND TWO HUNDRED AND TEN)
Other expenditure on creation of Capital Assets (excluding expenditure on Land and Building)	0 (ZERO)	0 (ZERO)	1220120 (TWELVE LAKH TWENTY THOUSAND ONE HUNDRED AND TWENTY)

Financial Resources: Utilised Amount for the Operational expenditure for previous 3 years

Academic Year	2021-22	2020-21	2019-20
---------------	---------	---------	---------



PRINCIPAL
Sir C.R.Reddy College of Pharmaceutical Sciences
 ELURU, 534 007

	sed Amount	Utilise Amount	Utilised Amount
Annual Operational Expenditure			
Salaries (Teaching and Non Teaching staff)	16544516 (ONE CRORE SIXTY FIVE LAKHS FORTY FOUR FIVE HUNDRED AND SIXTEEN)	9645811 (NINETY SIX LAKH FORTY FIVE THOUSAND EIGHT HUNDRED AND ELEVEN)	12866179 (ONE CRORE TWENTY EIGHT LAKH SIXTY SIX THOUSAND ONE HUNDRED AND SEVENTY NINE)
Maintenance of Academic Infrastructure or consumables and other running expenditures(excluding maintenance of hostels and allied services,rent of the building, depreciation cost, etc)	2055175 (TWENTY LAKHS FIFTY FIVE THOUSAND ONE HUNDRED AND SEVENTY FIVE)	5641436 (FIFTY SIX LAKHS FORTY ONE THOUSAND FOUR HUNDRED AND THIRTY SIX)	1128310 (ELEVEN LAKH TWENTY EIGHT THOUSAND THREE HUNDRED AND TEN)
Seminars/Conferences/Workshops	54425 (FIFTY FOUR THOUSAND FOUR HUNDRED AND TWENTY FIVE)	10000 (TEN THOUSAND)	45000 (FORTY FIVE THOUSAND)

IPR

Calendar year	2021	2020	2019
No. of Patents Published	0	0	0
No. of Patents Granted	0	0	0

Sponsored Research Details


Financial Year	2021-22	2020-21	2019-20
Total no. of Sponsored Projects	0	0	0
Total no. of Funding Agencies	0	0	0
Total Amount Received (Amount in Rupees)	0	0	0
Amount Received in Words	Zero	Zero	Zero

Consultancy Project Details

Financial Year	2021-22	2020-21	2019-20
Total no. of Consultancy Projects	0	0	0
Total no. of Client Organizations	0	0	0
Total Amount Received (Amount in Rupees)	0	0	0
Amount Received in Words	Zero	Zero	Zero

PCS Facilities: Facilities of physically challenged students

1. Do your institution buildings have Lifts/Ramps?	Yes, more than 80% of the buildings
2. Do your institution have provision for walking aids, including wheelchairs and transportation from one building to another for handicapped students?	No
3. Do your institution buildings have specially designed toilets for handicapped students?	Not available




Signature
PRINCIPAL
Sir C.R.Reddy College of
Pharmaceutical Sciences
ELURU-534007

Faculty Details

Srno	Name	Age	Designation	Gender	Qualification	Experience (In Months)	Currently working with institution?	Joining Date	Leaving Date	Association type
1	S SHARFUDEEN	41	Assistant Professor	Male	M. Pharm	180	Yes	18-08-2008	—	Regular

2	K NAGA RAJU	37	Professor	Male	Ph.D	139	Yes	02-11-2010	--	Regular
3	K VINAY KUMAR	37	Assistant Professor	Male	M. Pharm	118	Yes	17-09-2012	--	Regular
4	R BHRAMARAMBA	37	Associate Professor	Female	M. Pharm	130	Yes	02-09-2011	--	Regular
5	KIRAN KUMAR G	33	Associate Professor	Male	M. Pharm	114	Yes	19-11-2012	--	Regular
6	M KRISHNA	41	Assistant Professor	Male	M. Pharm	174	Yes	09-06-2014	--	Regular
7	V MRUDHULA RAJ	31	Assistant Professor	Female	Pharm.D	89	Yes	02-02-2015	--	Regular
8	ESWAR GUPTA MADDI	53	Professor	Male	Ph.D	310	No	03-09-2012	28-04-2022	Regular
9	M MANOJ KUMAR	48	Associate Professor	Male	M. Pharm	216	Yes	12-08-2009	--	Regular
10	A SANTHI PRIYA	35	Assistant Professor	Female	M. Pharm	81	Yes	01-10-2016	--	Regular
11	J R TULASI	34	Assistant Professor	Female	M. Pharm	104	No	06-04-2014	20-05-2022	Regular
12	K SHAILAJA	29	Assistant Professor	Female	M. Pharm	75	Yes	01-08-2018	--	Regular
13	K SRAVANI	34	Assistant Professor	Female	M. Pharm	132	Yes	01-08-2018	--	Regular
14	AMULYA CHITTIBOYINA	34	Assistant Professor	Female	M. Pharm	70	Yes	02-07-2018	--	Regular
15	JAJILI ELURU	35	Assistant Professor	Female	M. Pharm	120	Yes	02-07-2018	--	Regular
16	SANKRANTHI YAMUNA	25	Assistant Professor	Female	M. Pharm	32	Yes	05-02-2020	--	Regular
17	NAGENDRA KUMAR TANINKI	28	Assistant Professor	Male	M. Pharm	49	Yes	06-04-2021	--	Regular
18	Khandavalli Hertaraise Mounica	31	Assistant Professor	Female	M.A	72	Yes	15-03-2021	--	Regular
19	P VENKATESH	37	Associate Professor	Male	M. Pharm	149	No	09-02-2009	31-12-2021	Regular
20	Dr V SOUMYA	37	Associate Professor	Female	Ph.D	143	No	22-08-2010	25-11-2021	Regular
21	Y PHANI KRISHNA	34	Associate Professor	Male	M. Pharm	132	No	12-09-2011	16-12-2021	Regular
22	P V S R CHANDRASEKHAR	36	Associate Professor	Male	M. Pharm	155	Yes	05-08-2009	--	Regular
23	M TULASI MAHESHWARI CHITTI	32	Assistant Professor	Female	M. Pharm	77	Yes	04-03-2022	--	Regular
24	K LAVANYA	39	Assistant Professor	Female	M. Pharm	176	Yes	03-02-2022	--	Regular
25	A RAMSUDHIR	28	Assistant Professor	Male	M. Pharm	18	Yes	18-01-2022	--	Regular
26	CH SNEHITHA SATYA PRIYA	27	Assistant Professor	Female	Pharm.D	7	Yes	01-02-2022	--	Regular
27	A REVATHI	28	Assistant Professor	Female	M. Pharm	47	Yes	06-04-2021	--	Regular
28	Dr NARENDRA BABU ANKEM	49	Dean / Principal / Director / Vice Chancellor	Male	Ph.D	294	Yes	17-01-2022	--	Regular
29	K HARIPRASATH	42	Associate Professor	Male	M. Pharm	206	Yes	01-01-2022	--	Regular



Sir C.R.Reddy College of Pharmaceutical Sciences
ELURU 534007

National Institutional Ranking Framework

Ministry of Education

Government of India

Welcome to Data Capturing System: PHARMACY

Submitted Institute Data for NIRF'2022'

Institute Name: Sir C. R. Reddy College of Pharmaceutical Sciences [IR-P-I-1065]

Sanctioned (Approved) Intake

Academic Year	2020-21	2019-20	2018-19	2017-18	2016-17	2015-16
UG [4 Years Program(s)]	64	60	60	60	-	-
PG [2 Year Program(s)]	45	45	-	-	-	-
PG [6 Years Program(s)]	32	32	30	30	30	30

Total Actual Student Strength (Program(s) Offered by Your Institution)

(All programs of all years)	No. of Male Students	No. of Female Students	Total Students	Within State (Including male & female)	Outside State (Including male & female)	Outside Country (Including male & female)	Economically Backward (Including male & female)	Socially Challenged (SC+ST+OBC Including male & female)	No. of students receiving full tuition fee reimbursement from the State and Central Government	No. of students receiving full tuition fee reimbursement from Institution Funds	No. of students receiving full tuition fee reimbursement from the Private Bodies	No. of students who are not receiving full tuition fee reimbursement
UG [4 Years Program(s)]	77	166	243	243	0	0	142	48	147	0	0	43
PG [2 Year Program(s)]	10	43	53	53	0	0	39	7	26	0	0	20
PG [6 Year Program(s)]	37	147	184	184	0	0	113	42	86	0	0	69

Placement & Higher Studies

UG [4 Years Program(s)]: Placement & higher studies for previous 3 years

Academic Year	No. of first year students intake in the year	No. of first year students admitted in the year	Academic Year	No. of students admitted through Lateral entry	Academic Year	No. of students graduating in minimum stipulated time	No. of students placed	Median salary of placed graduates(Amount in Rs.)	No. of students selected for Higher Studies
2015-16	60	60	2016-17	0	2018-19	48	3	144000(ONE LAKH FORTY FOUR THOUSAND)	18
2016-17	60	60	2017-18	0	2019-20	48	9	120000(ONE LAKH TWENTY THOUSAND)	16
2017-18	60	60	2018-19	2	2020-21	45	15	240000(TWO LAKH FORTY THOUSAND)	15



PG [2 Years Program(s)]: Placement & higher studies for previous 3 years

Academic Year	No. of first year students intake in the year	No. of first year students admitted in the year	Academic Year	No. of students graduating in minimum stipulated time	No. of students placed	Median salary of placed graduates(Amount in Rs.)	No. of students selected for Higher Studies

PRINCIPAL
Sir C.R.Reddy College of
Pharmaceutical Sciences
ELURU-534007

2017-18	54	36	2018-19	36	30	216000(TWO LAKH SIXTEEN THOUSAND)	0
2018-19	45	32	2019-20	32	12	240000(TWO LAKH FORTY THOUSAND)	0
2019-20	45	32	2020-21	32	10	276000(TWO LAKH SEVENTY SIX THOUSAND)	0

PG [6 Years Program(s)]: Placement & higher studies for previous 3 years

Academic Year	No. of first year students intake in the year	No. of first year students admitted in the year	Academic Year	No. of students graduating in minimum stipulated time	No. of students placed	Median salary of placed graduates(Amount in Rs.)	No. of students selected for Higher Studies
2013-14	0	0	2018-19	0	0	0(Zero)	0
2014-15	30	30	2019-20	30	29	216000(TWO LAKH SIXTEEN THOUSAND)	0
2015-16	30	30	2020-21	30	7	240000(TWO LAKH FORTY THOUSAND)	0


Ph.D Student Details

Ph.D (Student pursuing doctoral program till 2020-21 Students admitted in the academic year 2020-21 should not be entered here.)			
		Total Students	
Full Time		0	
Part Time		0	
No. of Ph.D students graduated (including Integrated Ph.D)			
	2020-21	2019-20	2018-19
Full Time	0	0	0
Part Time	0	0	0

Financial Resources: Utilised Amount for the Capital expenditure for previous 3 years

Academic Year	2020-21	2019-20	2018-19
	Utilised Amount	Utilised Amount	Utilised Amount
Annual Capital Expenditure on Academic Activities and Resources (excluding expenditure on buildings)			
Library	1709 (ONE THOUSAND SEVEN HUNDRED AND NINE)	51200 (FIFTY ONE THOUSAND TWO HUNDRED)	37365 (THIRTY SEVEN THOUSAND THREE HUNDRED AND SIXTY FIVE)
New Equipment for Laboratories	13289 (THIRTEEN THOUSAND TWO HUNDRED AND EIGHTY NINE)	489210 (FOUR LAKH EIGHTY NINE THOUSAND TWO HUNDRED AND TEN)	439943 (FOUR LAKH THIRTY NINE THOUSAND NINE HUNDRED AND FORTY THREE)
Other expenditure on creation of Capital Assets (excluding expenditure on Land and Building)	0 (ZERO)	1220120 (TWELVE LAKH TWENTY THOUSAND ONE HUNDRED AND TWENTY)	5070328 (FIFTY LAKH SEVENTY THOUSAND THREE HUNDRED AND TWENTY EIGHT)

Financial Resources: Utilised Amount for the Operational expenditure for previous 3 years



PRINCIPAL
Sir C.R.Reddy College of Pharmaceutical Sciences

Academic Year	2020-21	2019-20	2018-19
	Utilised Amount	Utilised Amount	Utilised Amount
Annual Operational Expenditure			
Salaries (Teaching and Non Teaching staff)	9645811 (NINETY SIX LAKH FORTY FIVE THOUSAND EIGHT HUNDRED AND ELEVEN)	12866179 (ONE CRORE TWENTY EIGHT LAKH SIXTY SIX THOUSAND ONE HUNDRED AND SEVENTY NINE)	13129382 (ONE CRORE THIRTY ONE LAKH TWENTY NINE THOUSAND THREE HUNDRED AND EIGHTY TWO)
Maintenance of Academic Infrastructure or consumables and other running expenditures(excluding maintenance of hostels and allied services,rent of the building, depreciation cost, etc)	5641436 (FIFTY SIX LAKHS FORTY ONE THOUSAND FOUR HUNDRED AND THIRTY SIX)	1128310 (ELEVEN LAKH TWENTY EIGHT THOUSAND THREE HUNDRED AND TEN)	1037003 (TEN LAKH THIRTY SEVEN THOUSAND THREE)
Seminars/Conferences/Workshops	10000 (TEN THOUSAND)	45000 (FORTY FIVR THOUSAND)	38000 (THIRTY EIGHT THOUSAND)

IPR

Calendar year	2020	2019	2018
No. of Patents Published	0	0	0
No. of Patents Granted	0	0	0

Sponsored Research Details

Financial Year	2020-21	2019-20	2018-19
Total no. of Sponsored Projects	0	0	0
Total no. of Funding Agencies	0	0	0
Total Amount Received (Amount in Rupees)	0	0	0
Amount Received in Words	Zero	Zero	Zero

Consultancy Project Details


Financial Year	2020-21	2019-20	2018-19
Total no. of Consultancy Projects	0	0	0
Total no. of Client Organizations	0	0	0
Total Amount Received (Amount in Rupees)	0	0	0
Amount Received in Words	Zero	Zero	Zero

PCS Facilities: Facilities of physically challenged students

1. Do your institution buildings have Lifts/Ramps?	Yes, more than 80% of the buildings
2. Do your institution have provision for walking aids, including wheelchairs and transportation from one building to another for handicapped students?	No
3. Do your institution buildings have specially designed toilets for handicapped students?	Not available

Faculty Details

Srno	Name	Age	Designation	Gender	Qualification	Experience (In Months)	Currently working with institution?	Joining Date	Leaving Date	Association type
------	------	-----	-------------	--------	---------------	------------------------	-------------------------------------	--------------	--------------	------------------



PRINCIPAL
Sir C.R.Reddy College of
Pharmaceutical Sciences
ELURU-534007

National Institutional Ranking Framework
Ministry of Education
Government of India
Welcome to Data Capturing System: PHARMACY

Submitted Institute Data for NIRF'2021'

Institute Name: Sir C. R. Reddy College of Pharmaceutical Sciences [IR-P-I-1065]

Sanctioned (Approved) Intake

Academic Year	2019-20	2018-19	2017-18	2016-17	2015-16	2014-15
UG [4 Years Program(s)]	60	60	60	60	-	-
PG [2 Year Program(s)]	43	45	-	-	-	-
PG [6 Years Program(s)]	32	30	30	30	30	30

Total Actual Student Strength (Program(s) Offered by Your Institution)

(All programs of all years)	No. of Male Students	No. of Female Students	Total Students	Within State (Including male & female)	Outside State (Including male & female)	Outside Country (Including male & female)	Economically Backward (Including male & female)	Socially Challenged (SC+ST+OBC Including male & female)	No. of students receiving full tuition fee reimbursement from the State and Central Government	No. of students receiving full tuition fee reimbursement from Institution Funds	No. of students receiving full tuition fee reimbursement from the Private Bodies	No. of students who are not receiving full tuition fee reimbursement
UG [4 Years Program(s)]	51	125	176	176	0	0	2	129	108	0	0	23
PG [2 Year Program(s)]	6	26	32	32	0	0	10	22	26	0	0	6
PG [6 Year Program(s)]	29	120	149	149	0	0	34	115	67	0	0	82

Placement & Higher Studies

UG [4 Years Program(s)]: Placement & higher studies for previous 3 years

Academic Year	No. of first year students intake in the year	No. of first year students admitted in the year	Academic Year	No. of students admitted through Lateral entry	Academic Year	No. of students graduating in minimum stipulated time	No. of students placed	Median salary of placed graduates(Amount in Rs.)	No. of students selected for Higher Studies
2014-15	60	60	2015-16	0	2017-18	45	2	96000(ninty six thousand)	15
2015-16	60	60	2016-17	0	2018-19	48	0	0(Zero)	18
2016-17	60	60	2017-18	2	2019-20	49	9	120000(one lakh twenty thousand)	16

PG [2 Years Program(s)]: Placement & higher studies for previous 3 years

Academic Year	No. of first year students intake in the year	No. of first year students admitted in the year	Academic Year	No. of students graduating in minimum stipulated time	No. of students placed	Median salary of placed graduates(Amount in Rs.)	No. of students selected for Higher Studies
2016-17	54	42	2017-18	42	20	216000(two lakh sixty thousand)	1



PRINCIPAL
Sir C.R. Reddy College of Pharmaceutical Sciences
ELURU-534007

2017-18	54	36	2018-19	36	30	216000(two lakh sixty thousand)	0
2018-19	45	32	2019-20	32	12	240000(two lakh fourty thousand)	1

PG [6 Years Program(s)]: Placement & higher studies for previous 3 years

Academic Year	No. of first year students intake in the year	No. of first year students admitted in the year	Academic Year	No. of students graduating in minimum stipulated time	No. of students placed	Median salary of placed graduates(Amount in Rs.)	No. of students selected for Higher Studies
2012-13	0	0	2017-18	0	0	0(Zero)	0
2013-14	0	0	2018-19	0	0	0(Zero)	0
2014-15	30	30	2019-20	30	29	216000(two lakh sixty thousand)	0

Ph.D Student Details

Ph.D (Student pursuing doctoral program till 2019-20 Students admitted in the academic year 2020-21 should not be entered here.)			
		Total Students	
Full Time	0		
Part Time	0		
No. of Ph.D students graduated (including Integrated Ph.D)			
	2019-20	2018-19	2017-18
Full Time	0	0	0
Part Time	0	0	0

Financial Resources: Utilised Amount for the Capital expenditure for previous 3 years

Academic Year	2019-20	2018-19	2017-18
	Utilised Amount	Utilised Amount	Utilised Amount
Annual Capital Expenditure on Academic Activities and Resources (excluding expenditure on buildings)			
Library	51200 (FIFTY ONE THOUSAND TWO HUNDRED)	37365 (THIRTY SEVEN THOUSAND THREE HUNDRED AND SIXTY FIVE)	45210 (FOURTY FIVE THOUSAND TWO HUNDRED AND TEN)
New Equipment for Laboratories	489210 (FOUR LAKH EIGHTY NINE THOUSAND TWO HUNDRED AND TEN)	439943 (FOUR LAKH THIRTY NINE THOUSAND NINE HUNDRED AND FOURTY THREE)	420000 (FOUR LAKH TWENTY THOUSAND)
Other expenditure on creation of Capital Assets (excluding expenditure on Land and Building)	1220120 (TWELVE LAKH TWENTY THOUSAND ONE HUNDRED AND TWENTY)	5070328 (FIFTY LAKH SEVENTY THOUSAND THREE HUNDRED AND TWENTY EIGHT)	11020120 (ONE CRORE TEN LAKH TWENTY THOUSAND ONE HUNDRED AND TWENTY)

Financial Resources: Utilised Amount for the Operational expenditure for previous 3 years

Academic Year	2019-20	2018-19	2017-18
	Utilised Amount	Utilised Amount	Utilised Amount
Annual Operational Expenditure			



PRINCIPAL
Sir C.R.Reddy College of
Pharmaceutical Sciences
ELURU-534007

Salaries (Teaching and Non Teaching staff)	12866179 (ONE CRORE TWENTY EIGHT LAKH SIXTY SIX THOUSAND ONE HUNDRED AND SEVENTY NINE)	13129382 (ONE CRORE THIRTY ONE LAKH TWENTY NINE THOUSAND THREE HUNDRED EIGHTY TWO)	12020120 (ONE CRORE TWENTY LAKH TWENTY THOUSAND ONE HUNDRED AND TWENTY)
Maintenance of Academic Infrastructure or consumables and other running expenditures(excluding maintenance of hostels and allied services,rent of the building, depreciation cost, etc)	1128310 (ELEVEN LAKH TWENTY EIGHT THOUSAND THREE HUNDRED AND TEN)	1037003 (TEN LAKH THIRTY SEVEN THOUSAND THREE)	970210 (NINE LAKH SEVENTY THOUSAND TWO HUNDRED AND TEN)
Seminars/Conferences/Workshops	45000 (FOURTY FIVE THOUSAND)	38000 (THIRTY EIGHT THOUSAND)	35000 (THIRTY FIVE THOUSAND)

IPR

Calendar year	2019	2018	2017
No. of Patents Published	0	0	0
No. of Patents Granted	0	0	0

Sponsored Research Details

Financial Year	2019-20	2018-19	2017-18
Total no. of Sponsored Projects	0	0	0
Total no. of Funding Agencies	0	0	0
Total Amount Received (Amount in Rupees)	0	0	0
Amount Received in Words	Zero	Zero	Zero

Consultancy Project Details

Financial Year	2019-20	2018-19	2017-18
Total no. of Consultancy Projects	0	0	0
Total no. of Client Organizations	0	0	0
Total Amount Received (Amount in Rupees)	0	0	0
Amount Received in Words	Zero	Zero	Zero

PCS Facilities: Facilities of physically challenged students

1. Do your institution buildings have Lifts/Ramps?	Yes, more than 80% of the buildings
2. Do your institution have provision for walking aids, including wheelchairs and transportation from one building to another for handicapped students?	No
3. Do your institution buildings have specially designed toilets for handicapped students?	Not available

Faculty Details

Srno	Name	Age	Designation	Gender	Qualification	Experience (In Months)	Is Associated Last Year	Currently working with institution?	Joining Date	Leaving Date	Association type
1	P V S R CHANDRASEKHAR	34	Associate Professor	Male	M. Pharm	131	Yes	Yes	05-08-2009	-	Regular
2	P VENKATESH	35	Associate Professor	Male	M. Pharm	137	Yes	Yes	09-02-2009	-	Regular



PRINCIPAL
Sir C.R.Reddy College of
Pharmaceutical Sciences
ELURU-534007



National Institutional Ranking Framework
Ministry of Education
Government of India

Gallery | Contact



HOME ABOUT NIRF PARAMETERS DOCUMENTS RANKING NOTIFICATION/ADVT FAQs CONTACT

India Rankings 2019: Participated Institutes Pharmacy


Institution list in alphabetical order

Back

Show 100 entries


Search:


Name	City	State
Principal K.M. Kundanani College of Pharmacy	Mumbai	Maharashtra
Priyadarshini J. L. College of Pharmacy	Nagpur	Maharashtra
PSG College of Pharmacy	Coimbatore	Tamil Nadu
Pt. Ravishankar Shukla University	Raipur	Chhattisgarh
Punjabi University	Patiala	Punjab
QIS College of Pharmacy	Ongole	Andhra Pradesh
R. C. Patel Institute of Pharmaceutical Education & Research	Shirpur	Maharashtra
R. K. University	Rajkot	Gujarat
R.K.D.F. School of Pharmaceutical Sciences, NH-12, Village Jatkhedi, Hoshangabad Road, Bhopal	BHOPAL	Madhya Pradesh
Raghavendra Institute of Pharmaceutical Education & Research	Anantapur	Andhra Pradesh
Raghu College of Pharmacy	Visakhapatnam	Andhra Pradesh
RAJ KUMAR GOEL INSTITUTE OF TECHNOLOGY	Ghaziabad	Uttar Pradesh
Rajarambapu College of Pharmacy	Kasegaon	Maharashtra
RAJARSHI SHAHU COLLEGE OF PHARMACY	BULDANA	Maharashtra
RAJIV MEMORIAL EDUCATION SOCIETY'S COLLEGE OF PHARMACY	Gulbarga	Karnataka
Ramanbhai Patel College of Pharmacy	Anand	Gujarat
Rani Chennamma College of Pharmacy	Belgaum	Karnataka
Ratnam Institute of Pharmacy	Pidathapalur Village	Andhra Pradesh
RBVRR Women's College of Pharmacy	Barkatpura	Telangana
ROFEL G.M. BILAKHIA COLLEGE OF PHARMACY, VAPI	Vapi	Gujarat
Royal Institute of Management & Advance Studies	Ratlam	Madhya Pradesh
Rungta College of Pharmaceutical Sciences & Research	Bhilai	Chhattisgarh
S. E. T.'s College of Pharmacy	Dharwad	Karnataka
Sachdeva College of Pharmacy, VPO- Gharaun	Kharar	Punjab
SAFA COLLEGE OF PHARMACY	Kurnool	Andhra Pradesh
Sagar Institute of Research & Technology Pharmacy, Ayodhya By Pass Road, Near Sagar Estate, Bhopal-462041	BHOPAL	Madhya Pradesh
Sam Higginbottom Institute of Agriculture, Technology & Sciences	Allahabad	Uttar Pradesh
Samskruti College of Pharmacy	Hyderabad	Telangana
Sandip Foundation's Sandip Institute of Pharmaceutical Sciences	Nashik	Maharashtra
Sanjivani College of Pharmaceutical Education and Research	Kopergaon	Maharashtra
SANT GAJANAN MAHARAJ COLLEGE OF PHARMACY	Kolhapur	Maharashtra
Santhiram College of Pharmacy	Nandyal	Andhra Pradesh
School of Pharmacy, Chouksey Engineering College	Bilaspur	Chhattisgarh
School of Studies In Pharmaceutical Sciences	Gwalior	Madhya Pradesh
SES's H. R. Patel Institute of Pharmaceutical Education and Research	Shirpur	Maharashtra



PRINCIPAL
Sir C.R.Reddy College of
Pharmaceutical Sciences
ELURU 534 007

Name	City	State
Seven Hills College of Pharmacy	Tirupati	Andhra Pradesh
Sherwood College of Pharmacy	Barabanki	Uttar Pradesh
Shivnagar Vidya Prasarak Mandals College of Pharmacy, Malegaon Bk.Tal. Baramati, Dist.Pune	Baramati	Maharashtra
Shoolini University of Biotechnology and Management Sciences	Solan	Himachal Pradesh
Shree S. K. Patel College of Pharmaceutical Education & Research	Kherva	Gujarat
SHREE WARANA VIBHAG SHIKSHAN MANDAL'S TATYASAHEB KORE COLLEGE OF PHARMACY, WARANANAGAR	Warananagar	Maharashtra
SHRI BALAJI SHIKSHAN PRASARAK MANDAL'S B.PHARMACY COLLEGE	Ambajogai	Maharashtra
Shri Chankya Education Societys Indira College of Pharmacy, Tathawade, Pune 33	Pune	Maharashtra
Shri Chhatrapati Sambhaji Shikshan Sanstha `s Sitabai Thite College of Pharmacy	Shirur	Maharashtra
Shri Dhaneshwari Manav Vikas Mandal `s Dr. Vedprakash Patil Pharmacy College	Aurangabad	Maharashtra
Shri G. S. Institute of Technology & Science	Indore	Madhya Pradesh
Shri Ram Murti Smarak College of Engineering & Technology	Bareilly	Uttar Pradesh
Shri Rawatpura Sarkar Institute Behind Holiday Resort, G E Road,	Kumhari	Chhattisgarh
Shri Shankaracharya Group of Institutions	Bhilai	Chhattisgarh
Shri Vishnu College of Pharmacy	Bhimavaram	Andhra Pradesh
Sinhgad Institute of Pharmaceutical Sciences	Lonavala	Maharashtra
Sinhgad Institute of Pharmacy	Pune	Maharashtra
Sinhgad Technical Education Society `s College of Pharmacy	Pune	Maharashtra
Sir C. R. Reddy College of Pharmaceutical Sciences	Eluru	Andhra Pradesh
SJM COLLEGE OF PHARMACY	Chitradurga	Karnataka
Smriti College of Pharmaceutical Education	Indore	Madhya Pradesh
Smt. Champaben Vasantbhai Gajera Pharmacy Mahila College	Amreli	Gujarat
Smt. Kashibai Navale College of Pharmacy	Pune	Maharashtra
Smt. Kishoritai Bhoyar College of Pharmacy	Kamptee	Maharashtra
Smt. Sharadchandrika Suresh Patil College of Pharmacy	Chopda	Maharashtra
SNJB'S SHRIMAN SURESHDADA JAIN COLLEGE OF PHARMACY	Chandwad	Maharashtra
Sree Siddaganga College of Pharmacy	Tumkur	Karnataka
Sree Vidyanikethan College of Pharmacy	A.Rangampet	Andhra Pradesh
Sri Adichunchanagiri College of Pharmacy	B.G Nagara	Karnataka
Sri Padmavathi Mahila Visva Vidyalayam	Tirupathi	Andhra Pradesh
Sri Ramachandra Institute of Higher Education and Research	Chennai	Tamil Nadu
Sri Ramakrishna Institute of Paramedical Sciences	Coimbatore	Tamil Nadu
Sri Vasavi Institute of Pharmaceutical Sciences	Tadepalligudem	Andhra Pradesh
Sri Venkateswara College of Pharmacy	Chittoor	Andhra Pradesh
Srinivas College of Pharmacy	Mangaluru	Karnataka
Srinivasa Institute of Pharmacetical Sciences	Proddatur	Andhra Pradesh
Srinivasarao College of Pharmacy	Visakhapatnam	Andhra Pradesh
SRM Institute of Science and Technology	Chennai	Tamil Nadu
St. Ann `s College of Pharmacy	Vizianagaram	Andhra Pradesh
St. Mary's Group of Institutions	Guntur	Andhra Pradesh
St. Peter `s Institute of Pharmaceutical Sciences	Warangal	Telangana
Sultan Ul Uloom College of Pharmacy	Hyderabad	Telangana
Suresh Gyan Vihar University	Jaipur	Rajasthan
SVKM `s Dr. Bhanuben Nanavati College of Pharmacy	Mumbai	Maharashtra




PRINCIPAL
 Sir C.R.Reddy College of
 Pharmaceutical Sciences
 ELURU-534007

Name	City	State
SVKM's Narsee Monjee Institute of Management Studies	Mumbai	Maharashtra
SVNHT's College of B. Pharmacy	Rahuri	Maharashtra
SVU College of Pharmaceutical Sciences	Chittoor	Andhra Pradesh
Swami Ramanand Teerth Marathwada University	Nanded	Maharashtra
Swami Vivekanand Subharti University	Meerut	Uttar Pradesh
Swamy Vivekanandha College of Pharmacy	Salem	Tamil Nadu
TEEGALA KRISHNA REDDY COLLEGE OF PHARMACY	Hyderabad	Telangana
Teerthanker Mahaveer University	Moradabad	Uttar Pradesh
Thanthai Roever College of Pharmacy	Perambalur	Tamil Nadu
THE ERODE COLLEGE OF PHARMACY	Erode	Tamil Nadu
The Pharmaceutical College (TPC)	Barapali	Odisha
The Rashtrasant Tukadoji Maharaj Nagpur University	Nagpur	Maharashtra
Vallabhaneni Venkatadri Institute of Pharmaceutical Sciences	Gudlavalleru	Andhra Pradesh
VASAVI INSTITUTE OF PHARMACEUTICAL SCIENCES	Kadapa	Andhra Pradesh
VELS Institute of Science Technology & Advanced Studies	Chennai	Tamil Nadu
Vidyabharati College of Pharmacy	Amravati	Maharashtra
Vignan Pharmacy College	Guntur	Andhra Pradesh
Vinayaka Mission's College of Pharmacy	Salem	Tamil Nadu
Vishnu Institute of Pharmaceutical Education and Research	Narsapur	Telangana
Vivekanand Education Society's College of Pharmacy	Mumbai	Maharashtra
Y. B. Chavan College of Pharmacy	Aurangabad	Maharashtra

Showing 201 to 300 of 301 entries

Previous 1 2 **3** 4 Next

[Home](#) | [About NIRF](#) | [Parameters](#) | [Documents](#) | [Ranking](#) | [Notification/Advt](#) | [Public Perception](#) | [Contact](#)

Copyright © 2017, National Institutional Ranking Framework (NIRF), MoE. All rights reserved.



Arb
PRINCIPAL
Sir C.R. Reddy College of
Pharmaceutical Sciences
ELURU-534007

National Institutional Ranking Framework
Ministry of Human Resource Development
Government of India
Welcome to Data Capturing System: PHARMACY

Submitted Institute Data for NIRF'2019'

Institute Name: Sir C. R. Reddy College of Pharmaceutical Sciences [IR-P-I-1065]

Sanctioned (Approved) Intake

Academic Year	2017-18	2016-17	2015-16	2014-15	2013-14	2012-13
UG [4 Years Program(s)]	60	60	60	60	-	-
PG [2 Year Program(s)]	30	45	-	-	-	-
PG [6 Years Program(s)]	30	30	30	30	0	0

Total Actual Student Strength (Program(s) Offered by Your Institution)

(All programs of all years)	No. of Male Students	No. of Female Students	Total Students	Within State (Including male & female)	Outside State (Including male & female)	Outside Country (Including male & female)	Economically Backward (Including male & female)	Socially Challenged (SC+ST+OBC Including male & female)	No. of students receiving full tuition fee reimbursement from the State and Central Government	No. of students receiving full tuition fee reimbursement from Institution Funds	No. of students receiving full tuition fee reimbursement from the Private Bodies	No. of students who are not receiving full tuition fee reimbursement
UG [4 Years Program(s)]	67	171	238	238	0	0	10	158	168	0	0	0
PG [2 Year Program(s)]	15	35	50	50	0	0	5	27	32	0	0	0
PG [6 Year Program(s)]	33	87	120	119	1	0	9	70	79	0	0	0


Placement & Higher Studies

UG [4 Years Program(s)]: Placement & higher studies for previous 3 years

Academic Year	No. of first year students intake in the year	No. of first year students admitted in the year	Academic Year	No. of students admitted through Lateral entry	Academic Year	No. of students graduating in minimum stipulated time	No. of students placed	Median salary of placed graduates(Amount in Rs.)	No. of students selected for Higher Studies
2012-13	62	60	2013-14	2	2015-16	53	14	250000(two lakh fifty thousand)	32
2013-14	66	60	2014-15	2	2016-17	53	19	300000(three lakh)	33
2014-15	60	59	2015-16	1	2017-18	50	13	300000(Three lakh)	25

PG [2 Years Program(s)]: Placement & higher studies for previous 3 years

Academic Year	No. of first year students intake in the year	No. of first year students admitted in the year	Academic Year	No. of students graduating in minimum stipulated time	No. of students placed	Median salary of placed graduates(Amount in Rs.)	No. of students selected for Higher Studies
2014-15	45	45	2015-16	45	40	400000(Four lakh)	0
2015-16	45	42	2016-17	42	39	400000(Four Lakh)	1



**Sir C.R.Reddy College of
Pharmaceutical Sciences**

2016-17	45	39	2017-18	39	30	400000(four lakh)	0
---------	----	----	---------	----	----	-------------------	---

PG [6 Years Program(s)]: Placement & higher studies for previous 3 years

Academic Year	No. of first year students intake in the year	No. of first year students admitted in the year	Academic Year	No. of students graduating in minimum stipulated time	No. of students placed	Median salary of placed graduates(Amount in Rs.)	No. of students selected for Higher Studies
2010-11	0	0	2015-16	0	0	0(Zero)	0
2011-12	0	0	2016-17	0	0	0(Zero)	0
2012-13	0	0	2017-18	0	0	0(Zero)	0

Ph.D Student Details

Ph.D Student Details			
Ph.D (Student pursuing doctoral program till 2017-18; Students admitted in the academic year 2018-19 should not be entered here.)			
		Total Students	
Full Time		0	
Part Time		0	
No. of Ph.D students graduated (including Integrated Ph.D)			
	2017-18	2016-17	2015-16
Full Time	0	0	0
Part Time	0	0	0

Financial Resources: Utilised Amount for the Capital expenditure for previous 3 years

Academic Year	2017-18	2016-17	2015-16
	Utilised Amount	Utilised Amount	Utilised Amount
Annual Capital Expenditure on Academic Activities and Resources (excluding expenditure on buildings)			
Library	200000 (TWO LAKHS)	300000 (THREE LAKHS)	300000 (THREE LAKHS)
New Equipment for Laboratories	200000 (TWO LAKH)	100000 (ONE LAKH)	2000000 (TWENTY LAKHS)
Other expenditure on creation of Capital Assets (excluding expenditure on Land and Building)	15000000 (ONE CRORE FIFTY LAKH)	500000 (FIVE LAKHS)	15000000 (ONE CRORE FIFTY LAKH)

Financial Resources: Utilised Amount for the Operational expenditure for previous 3 years

Academic Year	2017-18	2016-17	2015-16
	Utilised Amount	Utilised Amount	Utilised Amount
Annual Operational Expenditure			
Salaries (Teaching and Non Teaching staff)	14500000 (ONE CRORE FORTY FIVE LAKH)	17500000 (ONE CRORE SEVENTY FIVE LAKH)	17500000 (ONE CRORE SEVENTY FIVE LAKH)
Maintenance of Academic Infrastructure or consumables, other running expenditures etc.(excluding maintenance of hostels and allied services)	17000000 (ONE CRORE SEVENTY LAKH)	15000000 (ONE CRORE FIFTY LAKH)	13000000 (ONE CRORE THIRTY LAKH)
Seminars/Conferences/Workshops	100000 (ONE LAKH)	109000 (ONE LAKH NINE THOUSAND)	109000 (ONE LAKH NINE THOUSAND)



PRINCIPAL
Sir C.R.Reddy College of
Pharmaceutical Sciences
 ELURU 534007

Sponsored Research Details

Financial Year	2017-18	2016-17	2015-16
Total no. of Sponsored Projects	0	0	0
Total no. of Funding Agencies	0	0	0
Total Amount Received (Amount in Rupees)	0	0	0
Amount Received in Words	Zero	Zero	Zero

Consultancy Project Details

Financial Year	2017-18	2016-17	2015-16
Total no. of Consultancy Projects	1	1	1
Total no. of Client Organizations	1	1	1
Total Amount Received (Amount in Rupees)	500000	500000	500000
Amount Received in Words	five lakh	five lakh	five lakh

PCS Facilities: Facilities of physically challenged students

1. Do your institution buildings have Lifts/Ramps?	Yes, more than 80% of the buildings
2. Do your institution have provision for walking aids, including wheelchairs and transportation from one building to another for handicapped students?	Yes
3. Do your institution buildings have specially designed toilets for handicapped students?	Yes, more than 80% of the buildings

Faculty Details

1. How many faculty members of your institution have received highly reputed national/international awards/recognition from Central government agencies in the previous year (2017-18)?	0
---	---

Faculty Details

Srno	Name	Age	Designation	Gender	Qualification	Experience (In Months)	Is Associated Last Year	Currently working with institution?	Joining Date	Leaving Date	Association type
1	P V S R CHANDRASEKHAR	32	Associate Professor	Male	M. Pharm	120	Yes	Yes	05-08-2009	-	Regular
2	P VENKATESH	33	Associate Professor	Male	M. Pharm	126	Yes	Yes	09-02-2009	-	Regular
3	V SOUMYA	33	Associate Professor	Female	M. Pharm	100	Yes	Yes	22-08-2010	-	Regular
4	S SHARFUDEEN	37	Associate Professor	Male	M. Pharm	160	Yes	Yes	18-08-2008	-	Regular
5	K NAGA RAJU	33	Associate Professor	Male	M. Pharm	108	Yes	Yes	02-11-2010	-	Regular
6	Y PHANI KRISHNA	30	Associate Professor	Male	M. Pharm	108	Yes	Yes	10-09-2011	-	Regular



Sir C.R. Reddy College of Pharmaceutical Sciences
ELURU 534007

7	K VINAY KUMAR	33	Associate Professor	M	M. Pharm	100	Yes	Yes	17-09-2012	-	Regular
8	R BHRAMARAMBA	33	Associate Professor	Female	M. Pharm	108	Yes	Yes	02-09-2011	-	Regular
9	KIRAN KUMAR G	29	Assistant Professor	Male	M. Pharm	84	Yes	Yes	19-11-2012	-	Regular
10	K MADHUREE SUDHA	30	Assistant Professor	Female	M. Pharm	66	Yes	Yes	14-10-2014	-	Regular
11	M KRISHNA	37	Associate Professor	Male	M. Pharm	108	Yes	Yes	09-06-2014	-	Regular
12	V MRUDHULA RAJ	27	Assistant Professor	Female	M. Pharm	60	Yes	Yes	02-02-2015	-	Regular
13	UDAY TEJASWI	28	Assistant Professor	Female	M. Pharm	79	Yes	Yes	14-10-2013	-	Regular
14	B SOWYMA SRI	27	Assistant Professor	Female	M. Pharm	66	Yes	Yes	18-09-2012	-	Regular
15	MRUDULA RAJ	27	Assistant Professor	Female	M. Pharm	60	Yes	Yes	02-02-2015	-	Regular
16	G HARSHA VARDHAN	32	Associate Professor	Male	M. Pharm	118	Yes	Yes	02-11-2010	-	Regular
17	M RAJENDRA	31	Assistant Professor	Male	M. Pharm	54	No	No	13-09-2013	20-02-2015	Regular
18	K SOMALINGESWA RARAO	28	Assistant Professor	Male	M. Pharm	76	Yes	Yes	13-11-2013	-	Regular
19	G UGESH CHOWDARY	30	Assistant Professor	Male	M. Pharm	70	Yes	Yes	13-09-2012	-	Regular
20	V PADMAJA	29	Associate Professor	Female	M. Pharm	88	Yes	Yes	06-08-2012	-	Regular
21	D LILLY HEPHIZIBAH	27	Assistant Professor	Female	M. Pharm	58	Yes	Yes	02-02-2015	-	Regular
22	Dr I Sudheer Babu	49	Professor	Male	Ph.D	290	Yes	Yes	13-10-2007	-	Regular
23	M Eswar Gupta	49	Professor	Male	Ph.D	292	Yes	Yes	03-09-2012	-	Regular
24	M MANOJ KUMAR	44	Associate Professor	Male	M. Pharm	170	Yes	Yes	12-08-2009	-	Regular
25	A SANTHI PRIYA	31	Assistant Professor	Female	M. Pharm	52	Yes	Yes	07-07-2015	-	Regular
26	V BINDU PRANEETA	26	Assistant Professor	Female	Doctor of Pharmacy	60	Yes	Yes	02-06-2015	-	Regular
27	Kumaraswamy Barla	31	Assistant Professor	Male	M. Pharm	96	No	Yes	17-10-2017	-	Regular
28	J R TULASI	30	Assistant Professor	Female	M. Pharm	64	Yes	Yes	03-11-2014	-	Regular
29	K SHAILAJA	25	Assistant Professor	Female	Master of Pharmacy	87	Yes	Yes	01-08-2018	-	Regular
30	K SRAVANI	30	Assistant Professor	Female	Master of Pharmacy	87	Yes	Yes	01-08-2018	-	Regular



PRINCIPAL
Sir C.R. Reddy College of
Pharmaceutical Sciences
ELURU-534007